



Slide Sharing Made Easy: The Innovative SecondSlide Service

Chrystal Adams, Product Manager for SecondSlide
Steven Hashagen, Chief Architect for SecondSlide


9/30/2009

www.aperio.com

Agenda

SecondSlide™

- What is SecondSlide?
 - How it works
 - Key Benefits
- SecondSlide Value Proposition
 - Clinical
 - Research
 - Education
- SecondSlide Demonstration
- Success Story
- Questions



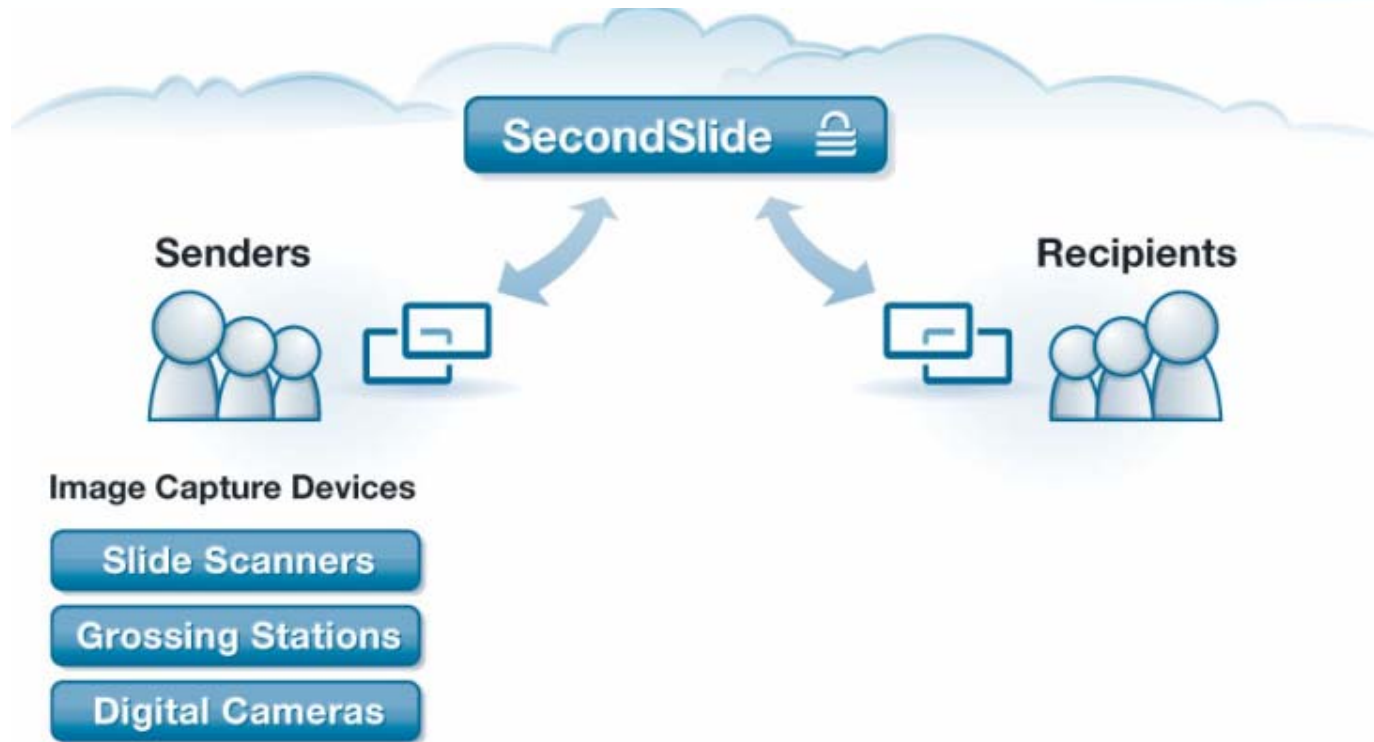
SecondSlide is a web-based service for pathologists that enables the exchange of information such as whole-slide and photomicrograph images, documents and commentary.



Digital Slide Sharing Service for Pathology

- **Fast Turnaround Time**
 - Information reaches recipients in hours rather than days or weeks
- **Efficiency and Reduced Cost**
 - Reduce shipping costs, travel time, and recuts
- **Multi-platform Capability**
 - Compatible with a variety of whole-slide scanners and digital cameras
- **Overcomes IT Hurdles**
 - Outbound connections eliminate need for firewall modifications
 - Single access point eliminates need to set up incremental access privileges
- **Superior Performance**
 - State-of-the-art data center protects and serves sensitive data
- **Security**
 - SecondSlide guards data integrity, confidentiality, and availability in compliance with HIPAA privacy and security regulations

SecondSlide works in a simple, secure way



Create

Images are created by various image capture devices.

Share

Senders share whole-slides, snapshot images, documents, and commentary by simply **uploading** (i.e., copying) the data to SecondSlide. Senders choose their recipients, who are automatically notified when the information is ready for viewing.

View

Once on SecondSlide, the information is available for viewing by your recipient -- no software required. Access is completely secure.

SecondSlide Functionality and Applications

Share

Host

Manage

View

Comment

- Benefiting the **clinical** setting by improving turnaround time and reducing costs for secondary consultation
- Enhancing **research** through real-time collaborations with academic and research colleagues
- Bringing **educators and students** together through global digital conferences, meetings, asset sharing. Educators are providing anytime, anywhere access to students

SecondSlide Applications



Clinical



Research



Education

SecondSlide

Applications and Benefits

Application	Description	Benefits
Clinical-Secondary Consultations	Share digital slides with an expert (local expert or world-renowned expert)	<u>CONSULTANT</u> : grow business; retain record; eliminate glass slide “overhead;” realize faster TAT <u>REFERRING PATHOLOGIST</u> : reduce glass slide “overhead;” reduce risk of loss or breakage; engage in DSC with expert; receive faster TAT; access sub-specialty expertise; gain competitive advantage <u>IT</u> : decrease risk—access requires out-bound connection only <u>PATIENT</u> : receive faster TAT; select an expert
Education	Share digital slide libraries for self-study, conferences, and lab assignments	Archive and preserve personal slide collections Share valuable, one-of-a-kind specimens Link digital slides to publications Foster collaboration Provide controlled access for conferences, text books, etc. Exchange/share annotated teaching sets for education
Research	Share slides with collaborators	Allows sharing of slides without granting network access privileges




SecondSlide Demonstration

9/30/2009

www.aperio.com

Success Story: SecondSlide streamlines the consultation process, improves turnaround time



Success Story: SecondSlide™ Streamlines the Consultation Process, Improves Turnaround Time

Challenge: Turnaround time for a consultation can be extremely slow—requiring days or even weeks for the transport of glass slides—particularly in cases where the consulting pathologist lives in another country and slides are held up in Customs.

Solution: SecondSlide™ digital slide sharing service was utilized, making it easy to share digital slides regardless of location, streamlining the consultation process and improving the experience for pathologists.


Background & Challenges

Pathology tissue specimens are typically shared by shipping the glass microscope slide between locations. Shipping glass slides to another pathologist is a cumbersome task that involves a significant amount of administrative labor and often results in time delays. Shipping glass slides internationally imposes even greater challenges as international Customs laws often prohibit or slow down importation and/or exportation of tissue. Furthermore, glass slides cannot be in more than one location at a time, which makes it difficult for two pathologists to engage in productive discussion without traveling to meet at the same location to view the glass slide under a multi-headed microscope.

Juan Rosai, M.D., world-renowned expert and consultant in surgical pathology, is familiar with these challenges. He has established relationships with a number of pathologists who referred cases to him by shipping glass slides to Milan, Italy. Two of these pathologists are Javier Arias-Stella, M.D., of the Instituto de Patología y Biología Molecular in Lima, Peru and Marcello Franco, M.D., Ph.D., of the Federal University of Sao Paulo in Sao Paulo, Brazil. Sending glass slides through Customs proved to be time-consuming, cumbersome, and sometimes unreliable.

Solution

Dr. Rosai, Dr. Arias-Stella, and Dr. Franco expressed their interest in participating in a pilot study to test and measure the effectiveness and efficiency of using a digital slide sharing service for obtaining a consultation without having to ship the glass. The pilot leveraged SecondSlide, a digital slide sharing service for sharing pathology slides domestically or internationally, to achieve its objectives. The objectives of the pilot included the following:



- Improve the pathologists' satisfaction associated with the overall experience of obtaining a consultation.
- Improve efficiency, especially turnaround time, by making it faster to obtain a consultation by sending the case slides digitally instead of through the mail, thereby eliminating glass slide logistics.
- Enable access to subspecialty expertise by making it easier to obtain a consultation from a leading consultant, especially in circumstances where it is difficult to send glass slides outside of the country.
- Determine whether the image quality of viewing consultation slides via SecondSlide is satisfactory.

A five-month study was conducted in the second half of 2008. Three months were dedicated mostly to testing the technology, and the remaining two months concentrated on the professional aspects of obtaining a consultation, such as turnaround time and image quality.

Data were collected through interviews and email surveys of the participants to evaluate and understand user experiences and benefits gained from use of the service. The SecondSlide database was also analyzed to capture the sample size and measure turnaround time.

“The image resolution of viewing digital slides on SecondSlide was excellent!”

- Juan Rosai, M.D.

Worldwide Headquarters • 1360 Park Center Drive • Vista, CA 92081 • T 856.478.4111 • F 760.539.1116 • info@aperio.com • www.aperio.com
European Operations Center • 3 The Sanctuary, Eden Office Park, Ham Green • Bristol, UK BS20 0DD • T 01144 1275 375 123 • europeinfo@aperio.com

Available @ www.secondslide.com

<https://www.secondslide.com/downloads/SecondSlide-Success-Story.pdf>

Outcomes

- Increased satisfaction with the consultation process
- Markedly improved TAT—reduced to hours rather than weeks
- Made outside expertise more readily available, no regard to geographical borders
- Excellent image quality for viewing consultation slides

What Others are Saying About SecondSlide



SecondSlide improves turnaround time for consultations by eliminating glass slide logistics.

- Juan Rosai, MD

SecondSlide eliminated the need to ship glass slides, effectively tearing down geographical borders and making external expertise accessible in a reliable manner.

- Marcello Franco, MD (Sao Paulo, Brazil)

The image resolution of viewing slides on SecondSlide was excellent.

- Juan Rosai, MD

SecondSlide provided a powerful mechanism for getting a consultation in a matter of hours instead of the turnaround time of days or weeks when glass slides are shipped.

- Javier Arias-Stella, MD (Lima, Peru)

Summary



- SecondSlide is a digital slide sharing service for pathology
- It allows users to rapidly share slides in a secure environment using outbound connections only
- It allows users to access to an easy-to-use, web-based slide hosting and management platform, without having to maintain the software, hardware, and other IT components
- It helps customers achieve numerous benefits
 - Allows customers to get up and running almost instantly with sharing, no purchase / implementation of an infrastructure required
 - Share without providing network privileges to outsiders
 - Provides an innovative mechanism for consultations
- SecondSlide guards data integrity, confidentiality, and availability in compliance with HIPAA privacy and security regulations

Start Sharing Today

Visit www.secondslide.com to sign up for your FREE account

SecondSlide - Digital Slide Sharing Services for Pathology

SecondSlide™
Digital Slide Sharing Service for Pathology

Forgot Password? | Sign Up

LOG IN
Email:
Password: GO!

HOME HOW IT WORKS FAQ CONTACT US

“SecondSlide improves turnaround time for consultations by eliminating glass slide logistics.”
— Juan Rosai, MD

FREE SERVICE

Background

Free Digital Slide Sharing Service for Pathology

SecondSlide makes slide sharing easy:

- Share slides with anyone you choose, regardless of geographical location
- Improve turnaround time
- Eliminate glass slide logistics
- Provide pathology services to remote hospitals
- Gain access to subspecialty expertise

+ View Sample Digital Slide

SecondSlide Applications

Clinical Research Education

Background

Data Sheet

Application Sheet

SecondSlide Webinars

Click here to sign up!